

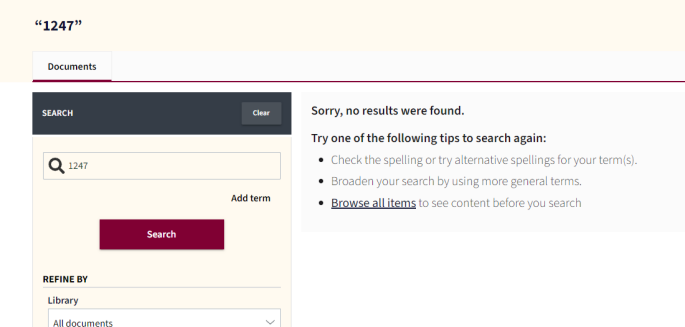
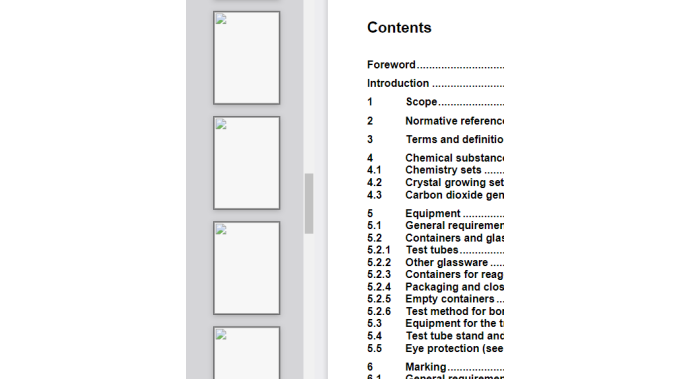
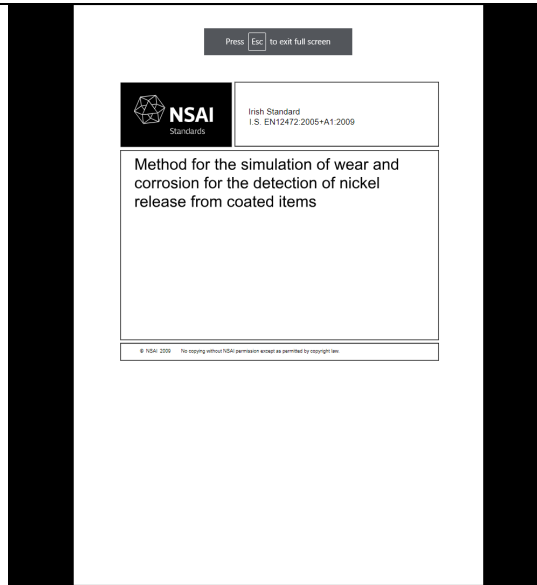


<p>Registration – when I registered I did not realise I needed to confirm the account in an email and then create a password. Maybe I missed an instruction on the portal.</p> <p>I was able to access standards and use the portal immediately.</p> <p>It was only afterwards that I saw the email to confirm and then got an email to create a password!</p>	 <p>The screenshot shows the NSAI 'Account confirmed' page. It features the NSAI logo at the top, followed by the heading 'Account confirmed'. Below this, a message states: 'Thanks for confirming your account, just one last step - we've sent you one last email with a link to update your password.' Another message follows: 'This link to update your password will expire so please do try to complete this as soon as you can.' At the bottom, it says 'The National Standards Authority of Ireland Team'.</p>
<p>Naming of the standards doesn't require the year and word standards.</p>	<p>Featured documents</p>  <p>The screenshot displays a grid of four featured documents. Each document card includes the NSAI logo, a title, and a brief description. The titles are: '03/2013 - Standards - I.S. EN 71-4-2013', '10/2015 - Standards - I.S. EN 71-5-2015', '06/2013 - Standards - I.S. EN 71-12-2013', and '06/2009 - Standards - I.S. EN 12472-2005+A1-2009'.</p>
<p>A partial search does not give any results, the exact number needs to be used.</p>	<p>Search results for</p> <p>“1247”</p>  <p>The screenshot shows the search results page for the term '1247'. It features a search bar with the term entered, a 'Search' button, and a 'REFINE BY' section with a dropdown menu set to 'Library'. To the right, a message states 'Sorry, no results were found.' and provides tips for searching again: 'Check the spelling or try alternative spellings for your term(s)', 'Broaden your search by using more general terms.', and 'Browse all items to see content before you search'.</p>
<p>The pages on the left are 'broken' and not showing a preview of the page for searching.</p>	 <p>The screenshot displays a 'Contents' page. On the left, there is a vertical list of page numbers (1, 2, 3, 4, 4.1, 4.2, 4.3, 5, 5.1, 5.2, 5.2.1, 5.2.2, 5.2.3, 5.2.4, 5.2.5, 5.2.6, 5.3, 5.4, 5.5, 6, 6.1, 6.2) next to their corresponding section titles. On the right, the full text of the table of contents is shown, including 'Foreword', 'Introduction', 'Scope', 'Normative references', 'Terms and definitions', 'Chemical substances', 'Chemistry sets', 'Crystal growing set', 'Carbon dioxide gas', 'Equipment', 'General requirements', 'Containers and glassware', 'Test tubes', 'Other glassware', 'Containers for reagents', 'Packaging and closures', 'Empty containers', 'Test method for boiling', 'Equipment for the test', 'Test tube stand and eye protection', 'Marking', 'General requirements', and 'Marking of individual items'.</p>

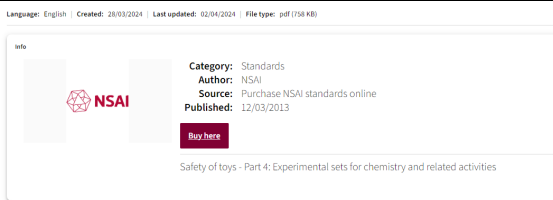
Presentation mode button is a good feature.



To allow the standard to be viewed in full screen.



Buy here link should go to www.standards.ie



I can copy and paste out the text – see across.

This needs to be locked down and read only.

EN 71-4:2013 (E)
32
Annex ZA
(informative)
Relationship between this European Standard and the Essential Requirements of EU Directive 2009/48/EC
This European Standard has been prepared under a mandate given to CEN by the European Commission and the European Free Trade Association to provide a means of conforming to Essential Requirements of the New Approach Directive 2009/48/EC of the European Parliament and of the Council of 18

Need to remove Intertek logo from bottom of webpage.

Data protection policy and Accessibility require NSAI legal approval. Where is data stored?

